

4 × 4 Multianode, High Speed Response, Low Cross-talk Newly Developed “Metal Channel Dynode”

GENERAL

Parameter		Description / Value	Unit
Spectral Response		300 to 650	nm
Wavelength of Maximum Response		420	nm
Photocathode	Material	Bialkali	—
	Minimum Effective Area	18.1 × 18.1	mm
Window Material		Borosilicate glass	—
Dynode	Structure	Metal channel dynode	—
	Number of Stages	12	—
Anode Size		4 × 4	mm
Weight(Including Cable)		Approx.130	g

MAXIMUM RATINGS (Absolute Maximum Values)

Parameter		Value	Unit
Supply Voltage	Between Anode and Cathode	1000	V dc
Average Anode Current		0.01	mA

CHARACTERISTICS (at 25 °C)

Parameter		Min.	Typ.	Max.	Unit
Cathode Sensitivity	Luminous (2856K)	—	70	—	μA/lm
	Blue (CS-5-58 filter)	—	8	—	μA/lm-b
Anode Sensitivity	Luminous (2856K)	—	230(50)	—	A/lm
	Gain	—	3.3 × 10 ⁶ (0.7 × 10 ⁶)	—	—
Anode Dark Current per Channel (after 30 min. storage in darkness)		—	1(0.5)	—	nA
Time Response (per Channel)	Anode Pulse Rise Time	—	0.83	—	ns
	Transit Time Spread (FWHM)	—	0.3	—	ns
Pulse Linearity per Channel (±2 % deviation)		—	0.5(5)	—	mA
Cross-talk (4 × 4 mm Aperture)		—	1	—	%
Uniformity Between Each Anode		—	1:3	—	—

NOTE: Anode characteristics are measured with the voltage distribution ratio shown below.

() : Measured with the special voltage distribution ratio (Tapered Divider) shown below.

VOLTAGE DISTRIBUTION RATIO AND SUPPLY VOLTAGE

Electrodes	K	Dy1	Dy2	Dy3	Dy4	Dy5	...	Dy9	Dy10	Dy11	Dy12	P
H6568	1	1	1	1	1	1	1...1	1	1	1	1	1
H6568-10 (Tapered Divider)	1.5	1.5	1.5	1	1	1	1...1	1	1	2	3.6	

Supply Voltage: 800 V dc, K: Cathode, Dy: Dynode, P: Anode

MULTIANODE PHOTOMULTIPLIER TUBE ASSEMBLY H6568, H6568-10

Figure 1: Typical Spectral Response

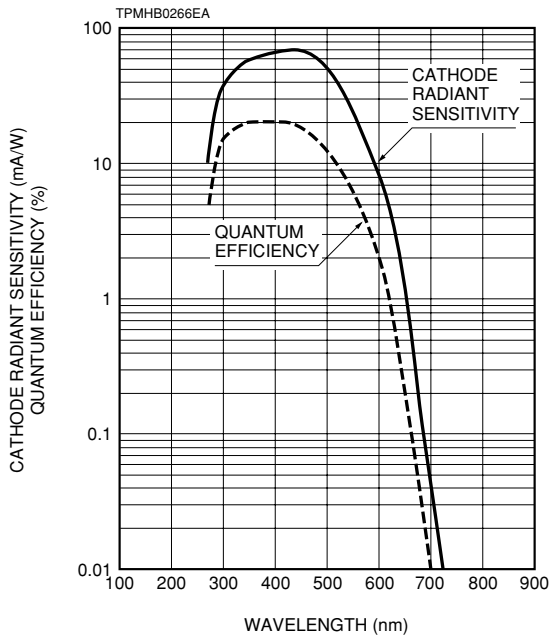


Figure 2: Typical Gain and Anode Dark Current

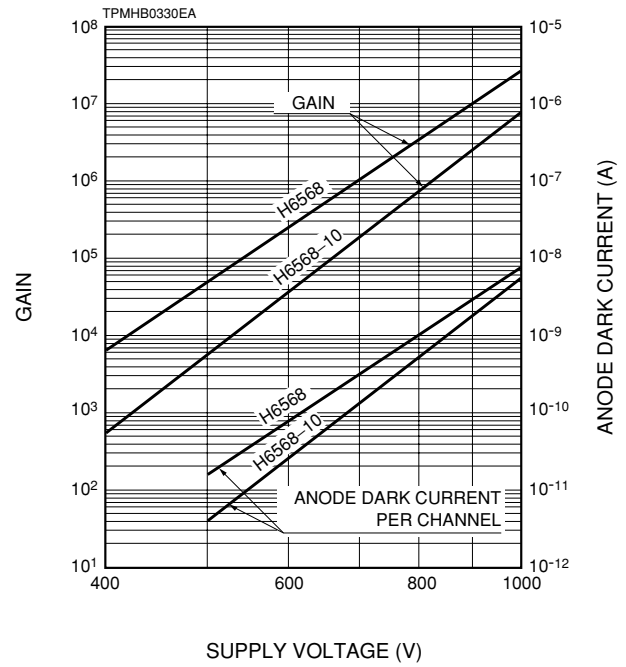


Figure 3: Typical Time Response

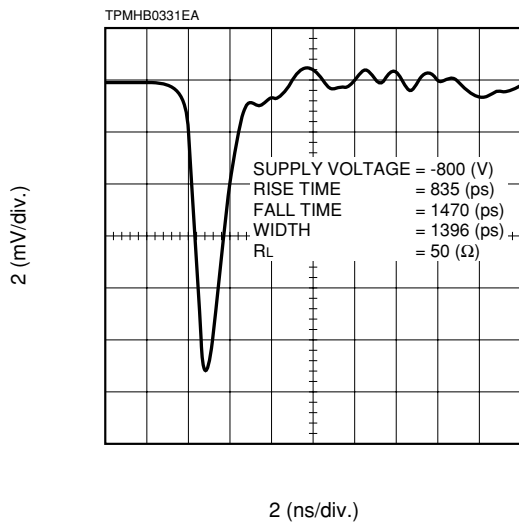


Figure 4: Typical T.T.S.Characteristic

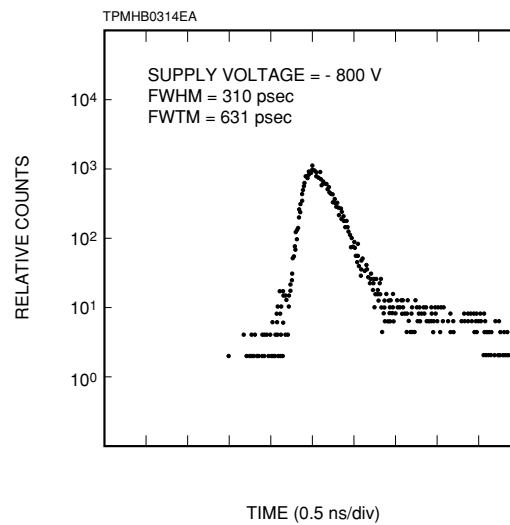


Figure 5: Pulse Linearity per Channel

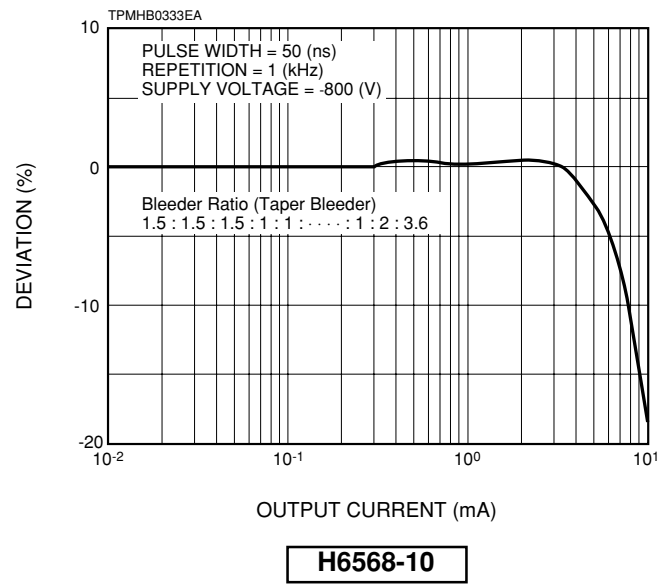
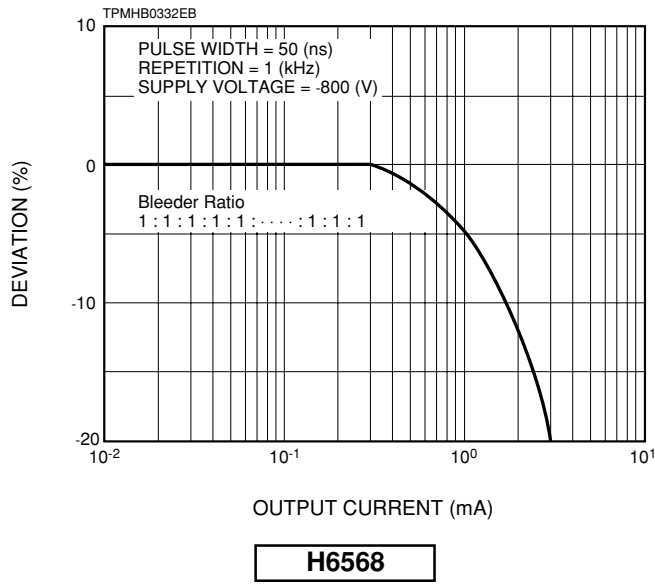


Figure 6: Anode Uniformity (Example)

100	97	97	92
89	82	66	70
66	72	66	76
70	68	69	96

Supply Voltage: 800 V

Light Source: W Lamp (uniform DC light)

Full Illumination

Figure 7: Anode Cross-talk (Example)

0.1	0.8	0.1	*
0.5	100	0.3	*
0.1	0.3	0.1	*
*	*	*	*

Aperture 4 × 4 mm

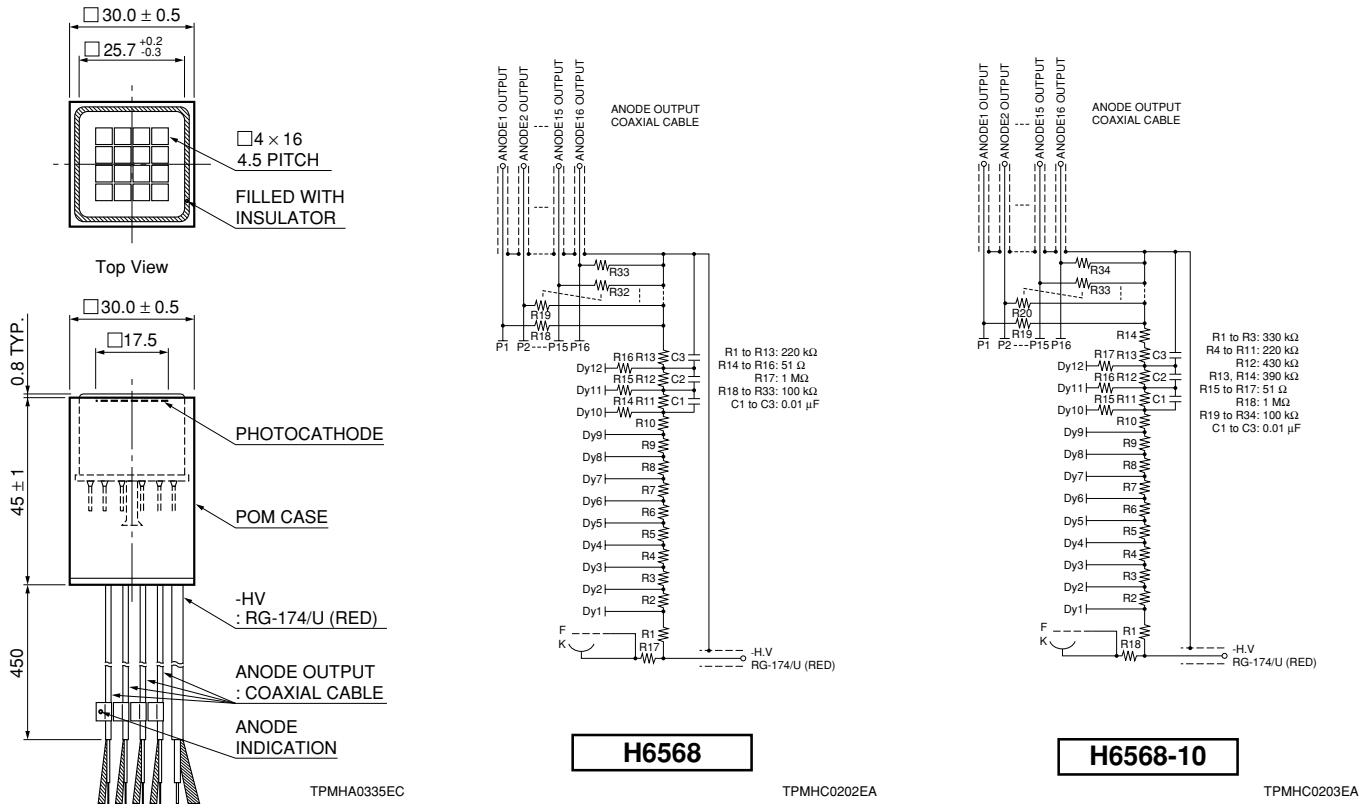
Supply Voltage: 800 V

Light Source: W Lamp (uniform DC light)

Spot Illumination: 4 × 4 mm

MULTIANODE PHOTOMULTIPLIER TUBE ASSEMBLY H6568, H6568-10

Figure 8: Dimensional Outline and Circuit Diagram (Unit: mm)



WARNING ~ High Voltage ~

The product is operated at high voltage potential. Further, the metal housing of the product is connected to the photocathode (potential) so that it becomes a high voltage potential when the product is operated at a negative high voltage (anode grounded). Accordingly, extreme safety care must be taken for the electrical shock hazard to the operator or the damage to the other instruments.

* PATENT: USA Pat. No. 5410211

PATENTE PENDING: JAPAN 11, USA 1, EUROPE 2

HAMAMATSU

HOME PAGE URL <http://www.hamamatsu.com>

HAMAMATSU PHOTONICS K.K., Electron Tube Center

314-5, Shimokanzo, Toyooka-village, Iwata-gun, Shizuoka-ken, 438-0193, Japan, Telephone: (81)539/62-5248, Fax: (81)539/62-2205

U.S.A.: Hamamatsu Corporation: 360 Foothill Road, P. O. Box 6910, Bridgewater, N.J. 08807-0910, U.S.A., Telephone: (1)908-231-0960, Fax: (1)908-231-1218 E-mail: usa@hamamatsu.com

Germany: Hamamatsu Photonics Deutschland GmbH: Arzbergerstr. 10, D-82211 Herrsching am Ammersee, Germany, Telephone: (49)8152-375-0, Fax: (49)8152-2658 E-mail: info@hamamatsu.de

France: Hamamatsu Photonics France S.A.R.L.: 8, Rue du Saule Trapu, Parc du Moulin de Massy, 91882 Massy Cedex, France, Telephone: (33)1 69 53 71 00, Fax: (33)1 69 53 71 10 E-mail: infos@hamamatsu.fr

United Kingdom: Hamamatsu Photonics UK Limited: 2 Howard Court, 10 Tewin Road Welwyn Garden City Hertfordshire AL7 1BW, United Kingdom, Telephone: 44-(0)1707-294888, Fax: 44(0)1707-325777 E-mail: info@hamamatsu.co.uk

North Europe: Hamamatsu Photonics Norden AB: Smidesvägen 12, SE-171-41 SOLNA, Sweden, Telephone: (46)8-509-031-00, Fax: (46)8-509-031-01 E-mail: info@hamamatsu.se

Italy: Hamamatsu Photonics Italia: S.R.L.: Strada della Moia, 1/E, 20020 Arese, (Milano), Italy, Telephone: (39)02-935 81 733, Fax: (39)02-935 81 741 E-mail: info@hamamatsu.it

TPMH1137E10

JUL. 2001 IP

Printed in Japan (1000)